



Acme Sanitary Ware Co. Ltd.

1/F, Acme Building, 22-28 Nanking Street, Kowloon, Hong Kong

Tel: 2388 7171 Fax: 2710 8012


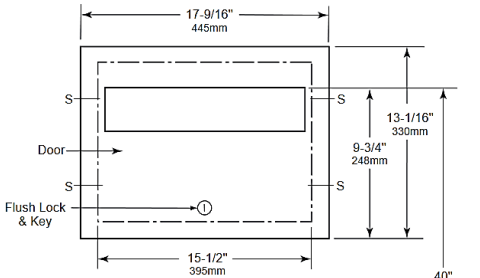
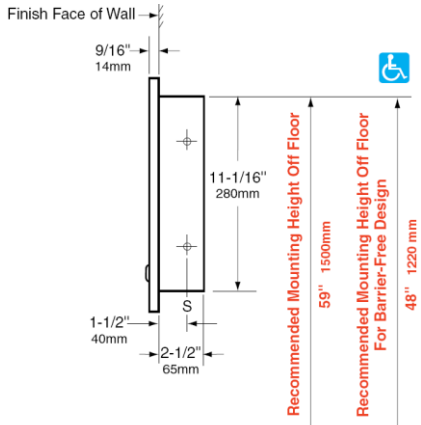
Email: acme@acmesanitary.com.hk

Website: www.acmesanitary.com.hk

Since 1949

PROJECT		REF		REV	ITEM CODE	
LOCATION		DATE			PAGE	

SANITARY WARE SPECIFICATION SHEET

Item Descriptions	Bobrick (USA) "TrimLine Series" Recessed toilet seat cover dispenser	<div>Illustration/ Drawing</div> <div></div> <div><div>Rough Wall Opening</div><div>15-7/8" (405mm) wide</div><div>11-7/16" (290mm) high</div><div>2-3/4" (70mm) minimum recessed depth</div></div> <div></div> <div></div>
Dimensions	L445 x W79 x H330 mm	
Model	B-3013	
Material/ Finish	Heavy-Gauge Stainless Steel./ Satin Finish	
Manufacturer	Bobrick Washroom Equipment Inc. (USA)	
Supplier	Acme Sanitary Ware Co. Ltd Mr. Eric Wong/ Mr. Don Yuen	
Contact Tel/Fax	(852) 2388-7171 / (852) 2710-8012	
E-mail	acme@acmesanitary.com.hk	
Website	www.acmesanitary.com.hk	
MATERIALS: Cabinet — 18-8, Type-304, heavy-gauge stainless steel. All-welded construction. Door — 18-8, Type-304, 18-gauge (1.2mm) stainless steel with satin finish. 9/16" (14mm) 90° return for maximum rigidity. Secured to cabinet with a concealed, full-length stainless steel piano-hinge. Equipped with a tumbler lock keyed like other Bobrick washroom accessories. Tumbler lock flush with the door - no protrusion.		
OPERATION: Dispenses single- or half-fold paper toilet seat covers. To fill dispenser, door unlocks with key provided. Capacity: 500 toilet seat covers.		
INSTALLATION: Provide framed rough wall opening 15-7/8" wide x 11-7/16" high (405 x 290mm). Minimum recessed depth required from finish face of wall is 2-3/4" (70mm). Allow clearance for construction features that may protrude into rough wall opening from opposite wall. Coordinate with mechanical engineer to avoid pipes, vents, and conduits in wall. Mount cabinet with shims between framing and cabinet at all points indicated by an S, then secure unit with four #8 x 1-1/4" (4.2 x 32mm) sheet-metal screws (not furnished).		
SPECIFICATION: Recessed toilet-seat-cover dispenser shall be Type-304 stainless steel with all-welded construction; exposed surfaces shall have satin finish. Door shall be 18 gauge (1.2mm); have 9/16" (14mm) 90° return edges; be secured to cabinet with a concealed, full-length stainless steel piano-hinge. Equipped with a tumbler lock keyed like other Bobrick washroom accessories. Tumbler lock flush with the door - no protrusion. Dispenser shall have a minimum capacity of 500 paper toilet seat covers.		

Note:

* All information of the above is for the reference only. No prior notice is made if any changes.

Source: Bobrick Washroom Equipment Inc.